

WS Gresham House UK Micro Cap Fund

June 2026

Fund objective

To achieve capital growth over any five-year period, after all costs and charges have been taken. The fund targets to invest, up to 70% of the portfolio, in the shares of UK companies. **Capital invested is at risk and there is no guarantee the objective will be achieved over any time period.**

Fund rank

Financial Express (FE) Rank 9/37 over 10 years to 30 June 2026.

Fund performance

Source: FE Analytics based on the returns of the A share class, net of charges, ten-year return to 30 June 2026



● A - WS Gresham House UK Micro Cap A Acc in GB (116.6%) ● B - IA UK Smaller Companies TR in GB (89.5%)

Cumulative performance

Source: FE Analytics net of charges, as at 30 June 2026

Cumulative returns month ending 30 June 2026	1 month	YTD	1 year	3 years	5 years	10 years	Since launch (19 May 2009)
WS Gresham House UK Micro Cap Fund	0.3%	4.0%	6.3%	25.4%	-8.2%	116.6%	494.3%
IA UK Smaller Companies	-1.8%	3.2%	2.6%	20.1%	-11.6%	89.5%	391.2%
Quartile	1	2	2	2	2	1	2

Discrete performance

Source: FE Analytics net of charges, as at 30 June 2026

Discrete annual returns	YTD	2025	2024	2023	2022	2021
WS Gresham House UK Micro Cap Fund	4.0%	8.0%	8.7%	5.0%	-30.1%	25.4%
IA UK Smaller Companies	3.2%	4.2%	6.7%	0.5%	-25.2%	22.9%

Performance

In June 2026, the WS Gresham House UK Micro Cap Fund increased by 0.3%, outperforming the IA UK Smaller Companies sector which decreased by 1.8%.

Positive contributions came from: **Everyman Media (+0.7% Contribution to Total Return ("CTR"))**, following a trading update which proposed delisting from AIM and highlighted continued growth in revenue and EBITDA; **Revolution Beauty (+0.5% CTR)** following the announcement of a long-term licensing partnership with Debenhams Group and the conclusion of the FCA's investigation with no further action, reinforcing confidence in the group's turnaround strategy; and **ActiveOps (+0.4% CTR)**, on no specific company news flow during the period.

The largest detractors were: **Tribal (-0.4% CTR)**; **Netcall (-0.4% CTR)**; and **Earnz (-0.3% CTR)**, all despite no specific company news flow during the period.

Fund managers



Co-Manager
Ken Wotton

25 years' experience



Co-Manager
Brendan Gulston

14 years' experience

Fund information

Launch date 19 May 2009

Fund size £131.2mn

Fund sector IA UK Smaller Companies

Number of holdings 37

Portfolio turnover rate 23.0%
(12-month period to 30 June 2026)

Fund price 230.11p C ACC (as at 30 June 2026)

Pricing 12:00 noon (GMT)

ISA eligible Yes

Ratings 

Platforms hosting the Fund¹

- Aegon
- AJ Bell
- Allfunds
- Aviva
- BNY Mellon
- Embark
- FNZ
- FundsNetwork
- Hubwise
- James Hay
- Pershing Nexus
- Nucleus
- M&G
- Platform Securities
- Parmenion
- Raymond James
- 7IM
- Aberdeen Wrap
- Transact
- Wealthtime
- Zurich

1. Selection only

Capital at risk. Past performance is not a reliable indicator of future performance. Portfolio investments in smaller companies typically involve a higher degree of risk. Charts and graphs are provided for illustrative purposes only as there is no official benchmark for this fund. Portfolios companies selected for illustrative purposes only and do not constitute investment recommendation.

Fund statistics¹

Source: FE Analytics, based on three years to 30 June 2026. Volatility, Alpha, Beta, Sharpe and Info Ratio are benchmarked against the Fund's own sector average

Risk ratios month ending 30 June 2026	Volatility	Alpha	Beta	Sharpe	Information Ratio
WS Gresham House UK Micro Cap Fund	14.83	1.8	0.95	0.29	0.21
IA UK Smaller Companies	13.80	0.00	1.00	0.20	0.00

Top 10 holdings

Holding	Description	NAV
ActiveOps	Workforce management SaaS provider	6.5%
TruFin	Payments technology and outsourced video games publisher	6.3%
Angling Direct	Specialist fishing tackle retailer	6.2%
Strategic Equity Capital	UK small cap investment trust	5.4%
Ten Lifestyle	Tech-enabled lifestyle and concierge platform	4.9%
Vulcan Two	Regulated online pharmacy buy-and-build platform	4.7%
Tribal	Education software and services provider	4.7%
Netcall	Low-code, automation and customer engagement SaaS	4.6%
Diaceutics	Pharmaceutical data analytics and services	3.6%
BTG Consulting	Provides corporate rescue and recovery	3.5%

Portfolio activity

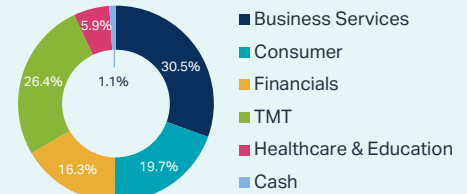
The Fund made one new investment during the period, into: **Portmeirion**, a designer, manufacturer and omnichannel retailer of premium homeware and gifting brands, which we accessed through a recent oversubscribed placing to support the company's new strategy and strengthen its balance sheet. We believe the fundraising provides an attractive entry point into a business with a portfolio of heritage brands, improving operational efficiencies and enhanced financial flexibility to accelerate investment in its US business and pursue selective bolt-on acquisitions, supporting a recovery in profitability and long-term value creation.

The Fund made one full exit during the period, from: **Pinewood Technologies**, following the withdrawal of Apax Partners' proposed takeover offer, removing the bid premium from the shares despite continued operational progress and reaffirmed medium-term guidance.

Primary share class information

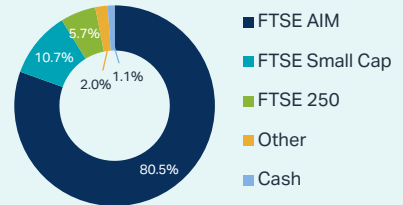
Type	C Institutional Class	
	Acc	Inc
Minimum investment	£10,000	£10,000
Minimum top up	£1,000	£1,000
Minimum regular savings plan	N/A	N/A
Initial charge (fully discounted)	Up to 2.5%	Up to 2.5%
Annual management charge	0.90%	0.90%
Ongoing Charges	0.99%	0.99%
ISIN code	GB00BV9FYS80	GB00BV9FYT97
SEDOL code	BV9FYS8	BV9FYT9
MEX ID	CGAAOU	CGAAOV

Sector allocation



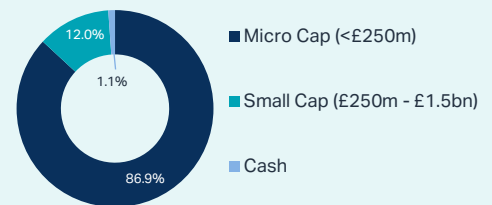
Source: Gresham House Asset Management Limited (portfolio at 30 June 2026)

Index weighting



Source: Gresham House Asset Management Limited (portfolio at 30 June 2026)

Market cap breakdown



Source: Gresham House Asset Management Limited (portfolio at 30 June 2026)

1. Fund statistics definitions

Volatility is a statistical measurement that, when applied to an investment fund, expresses its volatility, or risk. It shows how widely a range of returns varied from the fund's average return over a particular period.

Alpha is a measure of a fund's over-or-underperformance in comparison to the benchmark of the fund. Alpha represents the extra value the manager's activities have contributed, the greater the alpha, the greater the outperformance.

Beta is a statistical estimate of a fund's volatility in comparison to its benchmark. It depicts how sensitive the fund is to movements in the section of the market that comprises the benchmark.

Sharpe is the level of a fund's return over and above the return of a notional risk-free investment, such as cash or government bonds. The difference in returns is then divided by the fund's standard deviation (volatility). This is an indication of the amount of excess return generated per unit of risk. In general it is considered that the higher the Sharpe ratio, the better.

Information ratio is a risk-adjusted measure of actively managed fund performance. It assesses the degree to which a manager uses skill and knowledge to enhance the fund returns. The higher the information ratio, the better. It is generally considered that a figure of 0.5 reflects a good performance, 0.75 very good, and 1 outstanding.

Capital at risk. Past performance is not a reliable indicator of future performance. Portfolio investments in smaller companies typically involve a higher degree of risk. Charts and graphs are provided for illustrative purposes only as there is no official benchmark for this fund. Portfolios companies selected for illustrative purposes only and do not constitute investment recommendation.

Get in touch



Chris Elliott

Managing Director, Wholesale

M: +44 (0) 78279 20066

E: c.elliott@greshamhouse.com



Andy Gibb

Sales Director

M: +44(0) 78490 88033

E: a.gibb@greshamhouse.com



Portfolio manager

Gresham House Asset Management Ltd (GHAM)

As the operating business of Gresham House, GHAM manages and advises funds and co-investments across a range of differentiated alternative investment strategies for third-party clients. Gresham House is a specialist asset manager and adviser with c.£10.7bn AUM.

Source: Gresham House as at 31 December 2025.

Key risks

- The value of the Fund and the income from it is not guaranteed and may fall as well as rise. As your capital is at risk you may get back less than you originally invested
- Past performance is not a reliable indicator of future performance
- Funds investing in smaller companies may carry a higher degree of risk than funds investing in larger companies. The shares of smaller companies may be less liquid than securities in larger companies

Important information

The information contained in this document (the Document) is being communicated in the United Kingdom for the purposes of section 21 of Financial Services and Markets Act 2000 and has been issued by Gresham House Asset Management Limited (GHAM or the Manager).

GHAM whose registered office is at 5 New Street, London, EC4A 3TW is a company authorised and regulated by the Financial Conduct Authority (FCA) (no. 682776). The information should not be construed as an invitation, offer or recommendation to buy or sell investments, shares, or securities or to form the basis of a contract to be relied on in any way. GHAM provides no guarantees, representations, or warranties regarding the accuracy of this information. No third-party liability is accepted by GHAM, its members and employees, or its affiliates and their directors, in respect of errors and omissions, other than under the duties and liabilities of the Financial Services and Markets Act 2000. Potential investors are advised to independently review and/or obtain independent professional advice and draw their own conclusions regarding the economic benefit and risks of investing in the securities and legal, regulatory, credit, tax, and accounting aspects in relation to their particular circumstances. The recipient should consult its tax, legal, and accounting or other advisers about the issues discussed herein and shall be solely responsible for evaluating the risks and merits involved in the content of this Document.

This Document is provided for the purpose of information only and before investing you should read the Prospectus and the Key Investor Information Document (KIID) as they contain important information regarding the Fund, including charges, tax and fund specific risk warnings and will form the basis of any investment. The Prospectus, KIID and application forms are available from Waystone Management (UK) Limited, the Authorised Corporate Director of the Fund (Tel. No. 0345 922 0044). Investors are reminded that past performance is not indicative of future results. Funds investing in smaller companies may carry a higher degree of risk than funds investing in larger companies. The shares of smaller companies may be less liquid than securities in larger companies. No person, especially those who do not have professional experience in matters relating to investments, must rely on the contents of this Document. If you are in any doubt as to the matters contained in this Document, you should seek independent advice where necessary. This Document has not been submitted to or approved by the securities regulatory authority of any state or jurisdiction. This Document is intended for distribution in the United Kingdom only. Any dissemination or unauthorised use of this Document outside the United Kingdom by any person or entity is strictly prohibited.

Please contact a member of the Gresham House team if you wish to discuss your investment or provide feedback on this presentation. Gresham House is committed to meeting the needs and expectations of all stakeholders and welcomes any suggestions to improve its service delivery.

 (0) 20 7382 0999  info@greshamhouse.com

www.greshamhouse.com

Copyright © 2026 Gresham House


Gresham House
Specialist investment