

WS Gresham House UK Smaller Companies Fund

November 2025



Fund objective

To provide capital growth over the long term (in excess of five years), after all costs and charges have been taken. **Capital invested is at risk and there is no guarantee the objective will be achieved over the time period.** The fund seeks to directly invest at least 70% of its assets in shares of smaller-sized UK companies. These are listed companies with a market capitalisation within the lowest 10% of the listed UK equities markets.

Fund rank

Financial Express (FE) rank 6/42 over 5 years to 30 November 2025.

Fund performance

Source: FE Analytics based on the returns of the C share class, net of charges, since launch to 30 November 2025



● A - WS Gresham House UK Smaller Companies C Acc in GB (81.43%)

● B - IA UK Smaller Companies TR in GB (30.19%)

Cumulative performance

Source: FE Analytics net of charges, as at 30 November 2025

Cumulative returns month ending 30 November 2025	1 month	YTD	1 year	3 years	5 years	Since launch (1 Feb 2019)
WS Gresham House UK Smaller Companies Fund	-2.8%	4.3%	0.3%	22.6%	39.5%	81.4%
IA UK Smaller Companies	-1.9%	3.3%	2.6%	10.1%	9.5%	30.2%
Quartile	4	2	3	1	1	1

Discrete performance

Source: FE Analytics net of charges, as at 30 November 2025

Discrete annual returns	YTD	2024	2023	2022	2021	2020
WS Gresham House UK Smaller Companies Fund	4.3%	9.5%	7.3%	-16.0%	25.5%	10.9%
IA UK Smaller Companies	3.3%	6.7%	0.5%	-25.2%	22.9%	6.5%

Performance

In November 2025, the WS Gresham House UK Smaller Companies Fund decreased by 2.8%, underperforming the IA UK Smaller Companies sector which decreased by 1.9%.

Positive contributors included **MHA (+0.3% Contribution to Total Return ("CTR"))** following positive half-year results which flagged continued organic growth and the acquisition of Baker Tilley South-East Europe; **Capita (+0.2% CTR)** on the back of announcing an extension with Samsung UK for its contact-centre business, worth £33 million; and **XPS Pensions (+0.2% CTR)** following a full-year trading update which signalled strong organic growth across all operating segments.

Key detractors during the period included **Next 15 (-1.0% CTR)**, **Everplay (-0.5% CTR)** and **Elixirr (-0.2% CTR)**, all despite no specific company news flow during the period.

Fund managers



Lead Manager
Ken Wotton

25 years' experience

Fund information

Launch date 1 February 2019

Fund size £347.6mn

Fund sector IA UK Smaller Companies

Number of holdings 43

Portfolio turnover rate 13%
(12-month period to 30 November 2025)

Fund price 181.43p C Acc (as at 30 November 2025)

Pricing 12:00 noon (GMT)

ISA eligible Yes

Ratings



Platforms hosting the Fund¹

- Aegon
- AJ Bell
- Allfunds
- Aviva
- Bestinvest
- BNY Mellon
- Embark
- FNZ
- FundsNetwork
- Hubwise
- Pershing Nexus
- Nucleus
- M&G
- Platform Securities
- Parmenion
- Raymond James
- 7IM
- Aberdeen Wrap
- Transact
- Wealthtime
- Zurich
- Quilter

1. Selection only

Capital at risk. Past performance is not a reliable indicator of future performance. Portfolio investments in smaller companies typically involve a higher degree of risk. Charts and graphs are provided for illustrative purposes only as there is no official benchmark for this fund. Portfolios companies selected for illustrative purposes only and do not constitute investment recommendation.

Fund statistics¹ Source: FE Analytics, based on three years to 30 November 2025 . Volatility, Alpha, Beta, Sharpe and Info Ratio are benchmarked against the Fund's own sector average

Risk ratios month ending 30 November 2025	Volatility	Alpha	Beta	Sharpe	Information Ratio
WS Gresham House UK Smaller Companies Fund	11.45	3.68	0.92	0.31	0.75
IA UK Smaller Companies	11.27	0.00	1.00	0.00	0.00

Top 10 holdings

Holding	Description	NAV
Brooks Macdonald	Investment management services provider	4.2%
Costain Group	Technology-based construction and engineering company	4.1%
Everplay Group	Independent games label developer	4.1%
Next 15	PR & digital marketing agency	3.3%
XPS Pensions Group	Actuarial consultancy	3.1%
Spire Healthcare	UK private healthcare provider	3.0%
GlobalData	Data analytics and consulting company	3.0%
Craneware	Billing software analysis tool developer	2.9%
Science Group	Technology product development and technology management services provider	2.9%
MHA Group	Accountancy, tax and advisory professional services	2.8%

Portfolio activity

We made one new investment during the period, into **Princes Group**, a European foods manufacturer with leading market positions across its defensive, primarily staple food categories, with capabilities spanning customer own-brand and branded products and leveraging strategic retail customer relationships to drive wallet share expansion over the short-to-medium term. We believe the market is yet to reflect the various organic and, more importantly, inorganic growth opportunities to materially enhance group profitability over the medium term.

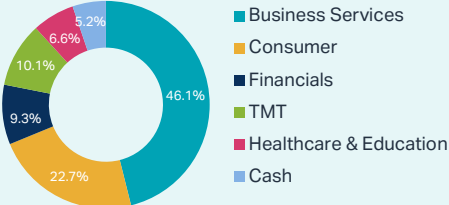
We also made follow-on investments into: **Next 15**, a digitally-enabled growth consultancy, which has a strong market position across its key end markets with a blue-chip customer base, which we view as materially undervalued versus the sum-of-its-parts; **Brooks Macdonald**, an investment management services provider, which we view as a leading player in the highly fragmented wealth management sector and as materially undervalued relative to precedent M&A transactions in the space; and **Costain**, a UK engineering and infrastructure solutions provider across transportation, energy and water markets, where a higher-quality order book, strengthened balance sheet and improving operational execution underpin increasing revenue visibility and sustained momentum.

The Fund made no full exits during the period

Primary share class information

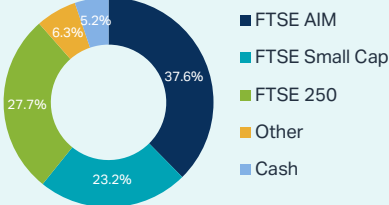
C Sterling		
Type	Acc	Inc
Minimum investment	£10,000	£10,000
Minimum top up	£1,000	£1,000
Minimum regular savings plan	n/a	n/a
Initial charge (fully discounted)	2.5%	2.5%
Annual management charge	0.75%	0.75%
Ongoing Charges	0.84%	0.84%
ISIN code	GB00BH416G53	GB00BH416F47
SEDOL code	BH416G5	BH416F4
MEX ID	LIUYA	LIOKJ

Sector allocation



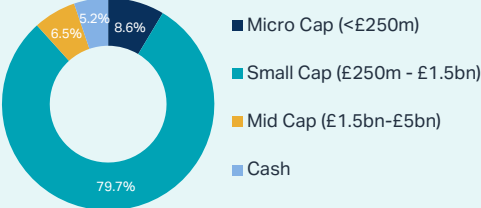
Source: Gresham House Asset Management Limited (portfolio at 30 November 2025)

Index weighting



Source: Gresham House Asset Management Limited (portfolio at 30 November 2025)

Market cap breakdown



Source: Gresham House Asset Management Limited (portfolio at 30 November 2025)

1. Fund statistics definitions

Volatility is a statistical measurement that, when applied to an investment fund, expresses its volatility, or risk. It shows how widely a range of returns varied from the fund's average return over a particular period.

Alpha is a measure of a fund's over-or-underperformance in comparison to the benchmark of the fund. Alpha represents the extra value the manager's activities have contributed, the greater the alpha, the greater the outperformance.


Beta is a statistical estimate of a fund's volatility in comparison to its benchmark. It depicts how sensitive the fund is to movements in the section of the market that comprises the benchmark.

Sharpe is the level of a fund's return over and above the return of a notional risk-free investment, such as cash or government bonds. The difference in returns is then divided by the fund's standard deviation (volatility). This is an indication of the amount of excess return generated per unit of risk. In general it is considered that the higher the Sharpe ratio, the better.

Information ratio is a risk-adjusted measure of actively managed fund performance. It assesses the degree to which a manager uses skill and knowledge to enhance the fund returns. The higher the information ratio, the better. It is generally considered that a figure of 0.5 reflects a good performance, 0.75 very good, and 1 outstanding.

Capital at risk. Past performance is not a reliable indicator of future performance. Portfolio investments in smaller companies typically involve a higher degree of risk. Charts and graphs are provided for illustrative purposes only as there is no official benchmark for this fund. Portfolios companies selected for illustrative purposes only and do not constitute investment recommendation.

Get in touch



Chris Elliott

Managing Director, Wholesale

M: +44 (0) 78279 20066

E: c.elliott@greshamhouse.com



Andy Gibb

Sales Director

M: +44(0) 78490 88033

E: a.gibb@greshamhouse.com



Portfolio manager

Gresham House Asset Management Ltd (GHAM)

As the operating business of Gresham House, GHAM manages and advises funds and co-investments across a range of differentiated alternative investment strategies for third-party clients. Gresham House is a specialist asset manager and adviser with c.£8.7bn AUM¹.

Source: Gresham House as at 30 June 2025.

1. This figure includes £0.2bn worth of funds raised to date not yet deployed.

Key risks

- The value of the Fund and the income from it is not guaranteed and may fall as well as rise. As your capital is at risk you may get back less than you originally invested
- Past performance is not a reliable indicator of future performance
- Funds investing in smaller companies may carry a higher degree of risk than funds investing in larger companies. The shares of smaller companies may be less liquid than securities in larger companies

Important information

The information contained in this document (the Document) is being communicated in the United Kingdom for the purposes of section 21 of Financial Services and Markets Act 2000 and has been issued by Gresham House Asset Management Limited (GHAM or the Manager).

GHAM whose registered office is at 5 New Street, London, EC4A 3TW is a company authorised and regulated by the Financial Conduct Authority (FCA) (no. 682776). The information should not be construed as an invitation, offer or recommendation to buy or sell investments, shares, or securities or to form the basis of a contract to be relied on in any way. GHAM provides no guarantees, representations, or warranties regarding the accuracy of this information. No third-party liability is accepted by GHAM, its members and employees, or its affiliates and their directors, in respect of errors and omissions, other than under the duties and liabilities of the Financial Services and Markets Act 2000. Potential investors are advised to independently review and/or obtain independent professional advice and draw their own conclusions regarding the economic benefit and risks of investing in the securities and legal, regulatory, credit, tax, and accounting aspects in relation to their particular circumstances. The recipient should consult its tax, legal, and accounting or other advisers about the issues discussed herein and shall be solely responsible for evaluating the risks and merits involved in the content of this Document.

This Document is provided for the purpose of information only and before investing you should read the Prospectus and the Key Investor Information Document (KIID) as they contain important information regarding the Fund, including charges, tax and fund specific risk warnings and will form the basis of any investment. The Prospectus, KIID and application forms are available from Waystone Management (UK) Limited, the Authorised Corporate Director of the Fund (Tel. No. 0345 922 0044). Investors are reminded that past performance is not indicative of future results. Funds investing in smaller companies may carry a higher degree of risk than funds investing in larger companies. The shares of smaller companies may be less liquid than securities in larger companies. No person, especially those who do not have professional experience in matters relating to investments, must rely on the contents of this Document. If you are in any doubt as to the matters contained in this Document, you should seek independent advice where necessary. This Document has not been submitted to or approved by the securities regulatory authority of any state or jurisdiction. This Document is intended for distribution in the United Kingdom only. Any dissemination or unauthorised use of this Document outside the United Kingdom by any person or entity is strictly prohibited.

Please contact a member of the Gresham House team if you wish to discuss your investment or provide feedback on this presentation. Gresham House is committed to meeting the needs and expectations of all stakeholders and welcomes any suggestions to improve its service delivery.