

Gresham House Energy Storage Fund plc

31 March 2025



Fund manager

Ben Guest
Managing Director, Energy Transition



Assistant fund manager

James Bustin
Associate Director, Energy Transition

Overview

Gresham House Energy Storage Fund plc (GRID or the Fund) seeks to capitalise on the growing intraday supply and demand imbalances caused by the ever-increasing reliance on renewable energy using utility-scale Battery Energy Storage Systems (BESS). BESS sends power to and from transmission grids, earning revenues from multiple sources.

The Fund aims to provide investors with an attractive and sustainable dividend by investing in BESS in, and in future beyond, Great Britain.

The Fund targets an unlevered Net Asset Value (NAV) total return of 8.0%+ per annum¹ and levered NAV total return of 15% per annum net of Fund expenses. Returns are not correlated to the absolute level of wholesale power prices and are not dependent on any government subsidies.

Fund information

Ticker GRID

Listing LSE Specialist Fund Segment

ISIN GB00BFX3K770

Year end 31 December

Key facts as at 31 March 2025

Share price (closing price) 64.0p

NAV per share 109.38p

Market Capitalisation £364.2mn

Net assets £622.4mn

Mgt. fee equal weight Net Asset Value and Market Capitalisation

1.0% <£250mn

0.9% £250mn-£500mn

0.8% >£500mn

Ongoing charges¹ 1.29%

Ordinary Shares in issue 569,064,139

Total return as at 31 March 2025

| | YTD | 1 yr to date | 3 yr to date | Since inception (Nov 2018) |
|--------------------------|--------|--------------|--------------|-------------------------------|
| Share price total return | 39.43% | -53.11% | -49.87% | -17.74% |
| NAV total return | 0.03% | -16.24% | -9.70% | 45.30% |

Financial highlights

- NAV per share was 109.38p, up from 109.35p at 31 December 2024
- Operational capacity was 945MW / 1,307MWh on 31 March vs 845MW / 1,207MWh of 31 December 2024 and has subsequently increased to 945MW / 1,447MWh in April
- During the quarter, the most significant changes to NAV per share included:
 - +1.16p from new investments to fair value driven by the removing of construction premiums on discount rates for projects becoming operational and the value from acquiring the land at Elland
 - +1.15p from the movement in working capital, fund and debt costs
 - +0.89p on the model roll forward
 - +0.72p from construction updates due to lower battery CAPEX which was partially offset by delayed start dates for projects in construction
 - +0.12p from a reduction in O&M contractual costs at York, Elland and West Bradford
 - 0.05p impact from the movement in the interest rate swap
 - 3.95p from a reduction in revenue forecasts, now reflecting a lower gas cost assumption in the longer term

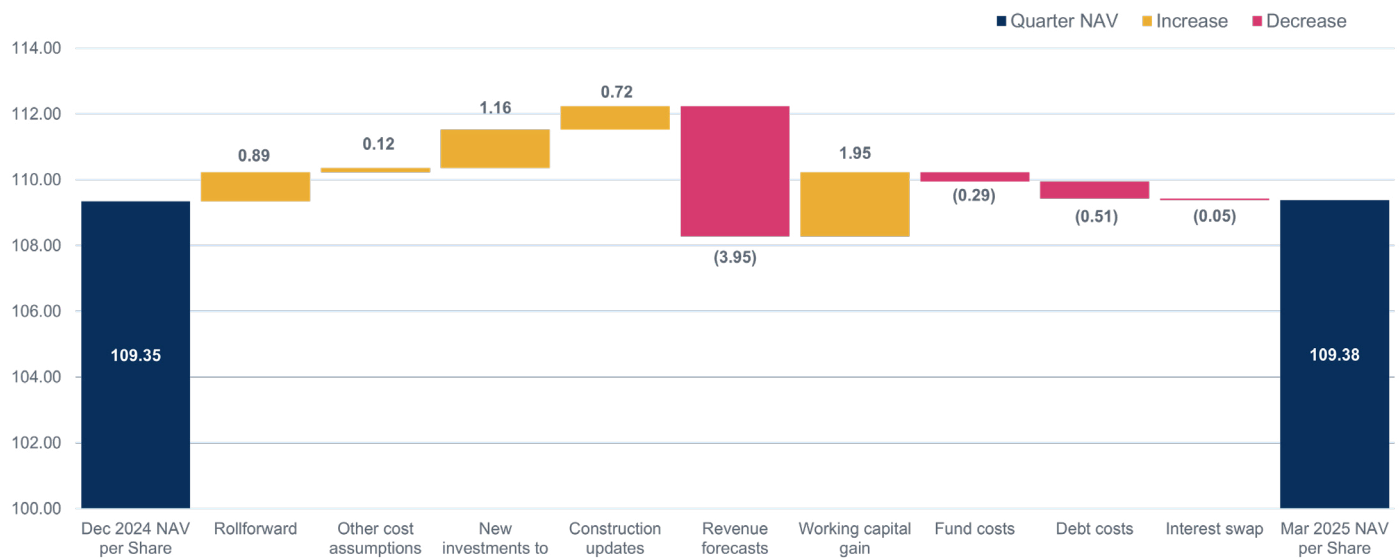
- No changes to inflation assumptions or underlying discount rates were made during the period
- Weighted average discount rate (WADR) is 10.68% for the full portfolio including projects under construction and 10.54% for the operational portfolio
- Operational assets are valued at an average of £698k/MW. Discounted cashflows represented £686k/MW of the total while working capital represented the remainder. The increase from year end is from including Melksham as an operational project
- NAV does not include potential value upside from new projects and augmentations in the Three-Year Plan as financing has not yet been secured
- The underlying portfolio generated revenues of £15.9mn and EBITDA of £11.2mn in Q1 2025
- Total debt drawn at the end of the period was £160mn; the total facility size is £195mn
- Cash on hand between the Fund and its investments was £42.1mn as of 31 March 2025

1. As at 31 December 2024 updated annually

Capital at risk. Past performance is not a reliable indicator of future performance.



NAV (p/share) bridge from 31 December 2024 to 31 March 2025



Source: Gresham House Energy Transition, 31 March 2025

Portfolio earnings update

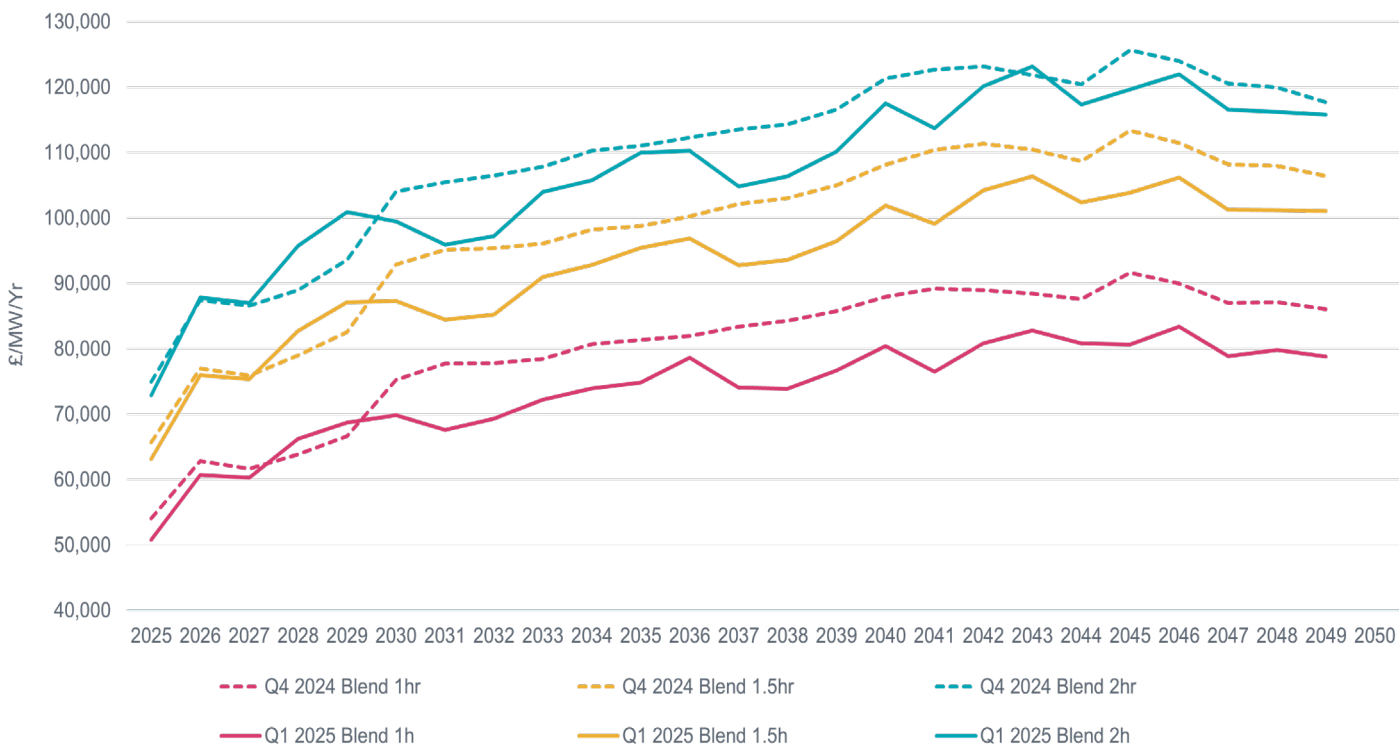
The underlying portfolio generated revenues of £15.9mn resulting in underlying portfolio EBITDA of £11.2mn in Q1 2025, an improvement on Q4 2024 where the portfolio generated revenue of £15.6mn and EBITDA of £10.4mn. This is due to a larger operational asset base combined with consistent underlying revenue performance. Portfolio revenues rates were £76.5k/MW/Yr¹ in Q1 2025 which was on par with Q4 2024 of £76.4k/MW/Yr.

Merchant revenues from the operational portfolio are currently above the third-party revenue curves for 2025. The third-party merchant forecasts still assume a gradual rate of improvement in revenues in the short term. Meanwhile, we expect that the rollout of improvements in the BM over the rest of 2025 should lead to a further improvement in revenues.

1. Melksham excluded from calculation due to outage whilst augmentation works are completed

Forecasts and projections are based on assumptions and market conditions that may change.

Q4 2024 vs Q1 2025 curve comparison



Source: Gresham House Energy Transition, 31 March 2025

Targets may or may not materialise. Capital at risk. Past performance is not a reliable indicator of future performance.

Construction and pipeline update

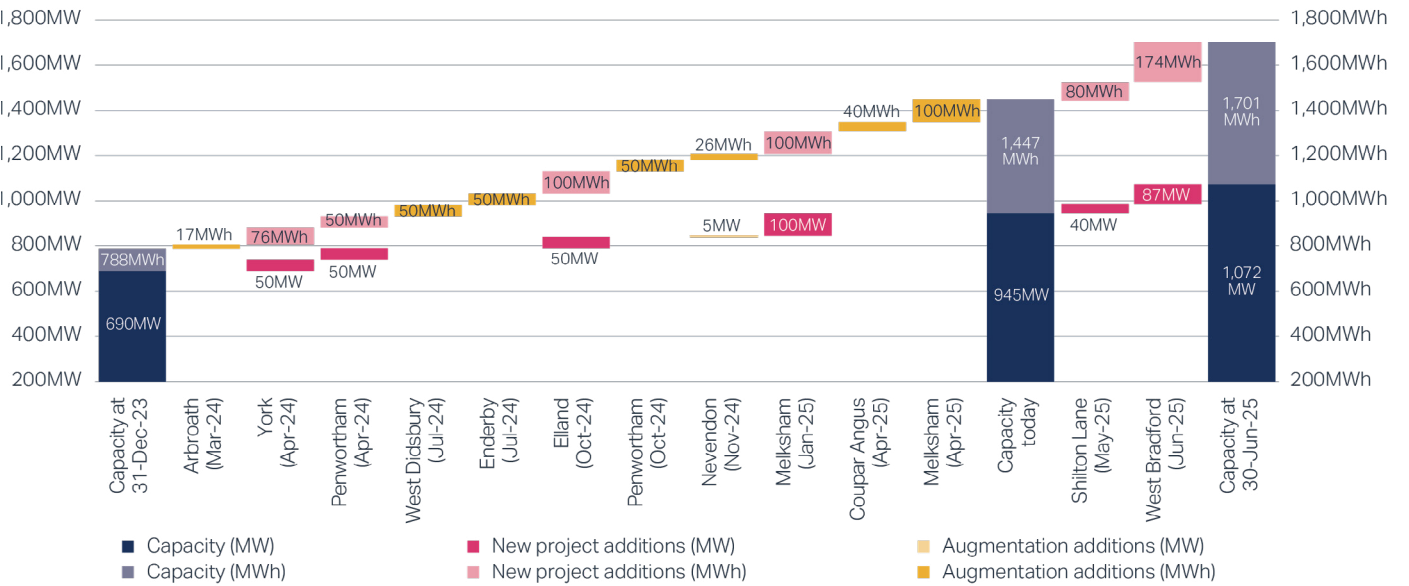
Melksham, at a one-hour duration (100MW/100MWh), was completed in January 2025 with the site then beginning augmentation works immediately after commissioning. The augmentation was completed in early April 2025 taking the project to 100MW/200MWh shortly after the quarter end, making it the largest operational project owned by the Fund.

The augmentation of Coupur Angus, adding 40MWh to make the site a 2-hour, 40MW/80MWh project, was also finished in April 2025, marking the completion of the current augmentation pipeline. Since the start of 2024, the Manager has added 330MWh of battery capacity through augmentations.

The remaining two projects in construction are expected to complete by the end of Q2 2025. Shilton Lane (40MW / 80MWh) is built and energised up to the DNO connection. This project, however, is waiting on final NESO compliance documentation to be completed before the site can be switched on, which is expected to come through shortly. West Bradford (87MW / 174MWh) is on course to be energised before the end of Q2 2025.

With Shilton Lane and West Bradford, GRID will have completed all new projects and augmentations in construction, taking the operational portfolio to 1,072MW/1,701MWh.

GRID portfolio growth since December 2023 (MW/MWh)



Source: Gresham House Energy Transition, 31 March 2025

Refinancing update

The final lending groups have been selected for the refinancing and for the new facilities for new projects. The selected lenders are progressing through materials and work is underway to finalise terms and documentation. The Manager therefore still expects to conclude the refinancing in Q2 2025, with new project financing to follow. Concluding the refinancing and securing additional project finance for new projects is expected to provide capital to fund additional new projects and augmentations, unlocking significant value for the Fund. More information on the refinancing and pipeline plans will be announced in due course.

Transaction to demonstrate valuations

A transaction to demonstrate valuations in the portfolio continues to progress well and is in final stages. An announcement on the transaction is expected to be made in the current quarter. The competitive process to acquire HEIT is also encouraging for the sector, demonstrating the widening interest in BESS assets and providing support for industry valuations.

Construction completion timeline is estimated and could be subject to change.

Targets may or may not materialise. Capital at risk. Past performance is not a reliable indicator of future performance.



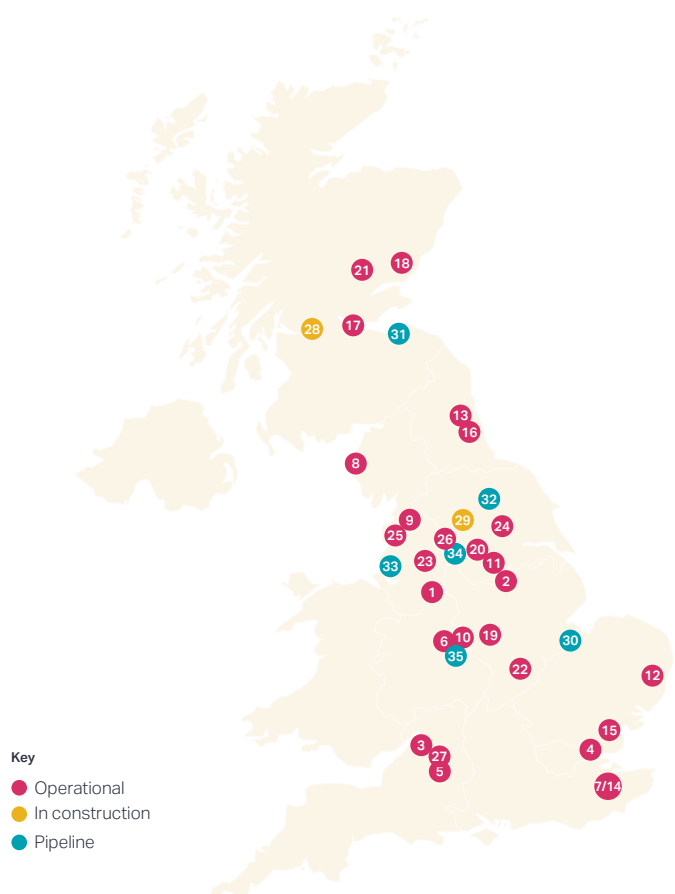


Portfolio & pipeline

| Project | Location | MW | Status |
|---|-----------------|-------|----------------|
| 1. Staunch | Staffordshire | 20 | Operational |
| 2. Rufford | Nottinghamshire | 7 | Operational |
| 3. Lockleaze | Bristol | 15 | Operational |
| 4. Littlebrook | Kent | 8 | Operational |
| 5. Roundponds | Wiltshire | 20 | Operational |
| 6. Wolverhampton | West Midlands | 5 | Operational |
| 7. Glassenbury | Kent | 40 | Operational |
| 8. Cleator | Cumbria | 10 | Operational |
| 9. Red Scar | Lancashire | 49 | Operational |
| 10. Bloxwich | West Midlands | 41 | Operational |
| 11. Thurcroft | South Yorkshire | 50 | Operational |
| 12. Wickham Market | Suffolk | 50 | Operational |
| 13. Tynemouth | North Tyneside | 25 | Operational |
| 14. Glassenbury Extension | Kent | 10 | Operational |
| 15. Nevendon | Essex | 15 | Operational |
| 16. South Shields | Tyne and Wear | 35 | Operational |
| 17. Byers Brae | West Lothian | 30 | Operational |
| 18. Arbroath | Scotland | 35 | Operational |
| 19. Enderby | Leicester | 50 | Operational |
| 20. Stairfoot | North Yorkshire | 40 | Operational |
| 21. Coupar Angus | Scotland | 40 | Operational |
| 22. Grendon 1 | Northampton | 50 | Operational |
| 23. West Didsbury | Manchester | 50 | Operational |
| 24. York | York | 50 | Operational |
| 25. Penwortham | Preston | 50 | Operational |
| 26. Elland 1 | West Yorkshire | 50 | Operational |
| 27. Melksham | Wiltshire | 100 | Operational |
| Total operational | | 945 | |
| 28. Shilton Lane | Scotland | 40 | Target Jun 25 |
| 29. Bradford West | West Yorkshire | 87 | Target: Jun 25 |
| Total operational or under construction | | 1,072 | |
| 30. Walpole | Cambridgeshire | 100 | Target TBC |
| Total portfolio owned by GRID | | 1,172 | |

| Pipeline project | Location | MW | Status |
|--|-----------------|-------|-------------|
| 31. Cockenzie | Scotland | 240 | Target: TBC |
| 32. Monet's Garden | North Yorkshire | 57 | Target: TBC |
| 33. Lister Drive | Merseyside | 57 | Target: TBC |
| 34. Elland 2 | West Yorkshire | 100 | Target: TBC |
| 32. Ocker Hill | Midlands | 240 | Target: TBC |
| Total additional pipeline not owned by GRID* | | 694 | |
| Total portfolio and additional pipeline | | 1,866 | |

* Construction of additional pipeline not owned by GRID is not planned at this stage



Construction completion timeline is estimated and could be subject to change.

Targets may or may not materialise. Capital at risk. Past performance is not a reliable indicator of future performance.

Contact details



Ben Guest

Fund Manager

+44 (0) 20 3903 0558
b.guest@greshamhouse.com



James Bustin

Assistant Fund Manager

+44 (0) 20 3875 9861
j.bustin@greshamhouse.com



Harry Hutchinson

Investment Associate

+44 (0) 20 3837 6270
h.hutchinson@greshamhouse.com

Jefferies International Limited
Stuart Klein
Gaudi le Roux
T: 020 7029 8000

Peel Hunt
100 Liverpool Street
London
EC2M 2AT
T: 020 7418 8900

Registrar enquiries

Computershare Investor Services plc
T: 0370 703 0157
investorcentre.co.uk

Administrator & Company Secretary

JTC (UK) Limited, The Scalpel, 18th Floor, 52 Lime Street,
London EC3M 7AF



Portfolio manager

Gresham House Asset Management Ltd (GHAM)

As the operating business of Gresham House, GHAM manages and advises funds and co-investments across a range of differentiated alternative investment strategies for third-party clients. Gresham House is a specialist asset manager and adviser with c.£8.7bn AUM.

Source: Gresham House as at 31 December 2024.

Important information

This document has been approved as a financial promotion for the purposes of section 21 of the Financial Services and Markets Act 2000 by Gresham House Asset Management Limited (GHAM) of 5 of 5 New Street Square, London, England, EC4A 3TW. GHAM is registered and authorised in England and regulated by the UK Financial Conduct Authority (682776).

This document is intended for information purposes only and does not constitute investment advice. No undertaking, representation, warranty or other assurance, express or implied, is made or given by or on behalf of GHAM as to the accuracy or completeness of the information or opinions contained in this document and no responsibility or liability is accepted by any of them for any such information or opinions.

This document does not itself constitute an offer or invitation or any solicitation of any offer to subscribe for or purchase any shares or other securities or recommendation to invest in any shares or other securities, and should not be construed as such. The distribution of this document may be restricted by law and persons into whose possession it comes are required to inform themselves of and comply with any such restrictions.

Before investing you should satisfy yourselves as to suitability and the risks involved, and you may wish to consult a financial adviser. It should be borne in mind that the shares of the Fund are admitted to trading on the Specialist Fund Segment (SFS) of the London Stock Exchange. The SFS is designed for highly specialised investment entities that wish to target institutional, highly knowledgeable investors or professionally advised investors only.

Past performance is not indicative of future results. The value of investments may fall as well as rise and investors may not get back the amount invested. Please contact a member of the Gresham House team if you wish to discuss your investment or provide feedback on this document.

Gresham House is committed to meeting the needs and expectations of all stakeholders and welcomes any suggestions to improve its service delivery.

(0) 20 7382 0999

info@greshamhouse.com

www.greshamhouse.com

Copyright © 2025 Gresham House



Gresham House
Specialist investment