

WS Gresham House UK Micro Cap Fund

August 2024



Gresham House
Specialist investment

Fund objective

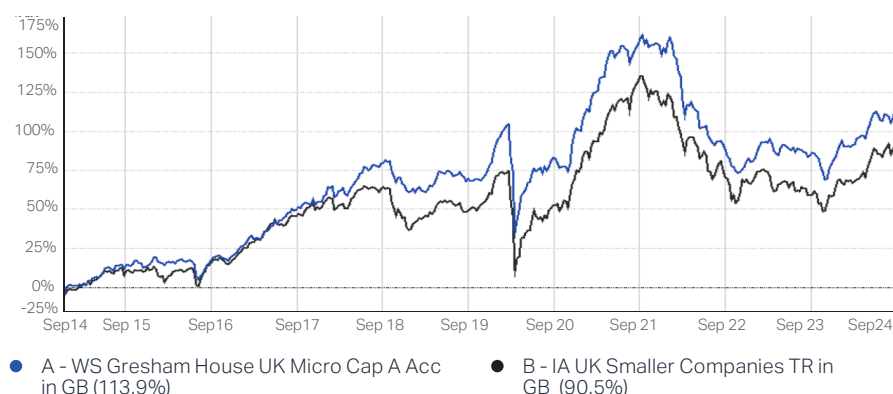
To achieve capital growth over any five-year period, after all costs and charges have been taken. **Capital invested is at risk and there is no guarantee the objective will be achieved over any time period.** The fund targets to invest, up to 70% of the portfolio, in the shares of UK companies.

Fund rank

Financial Express (FE) Rank 12/41 over 10 years to 31 August 2024.

Fund performance

Source: FE Analytics based on the returns of the A share class, net of charges, ten-year return to 31 August 2024



Cumulative performance

Source: FE Analytics net of charges, as at 31 August 2024

Cumulative returns month ending 31 August 2024	1 month	YTD	1 year	3 years	5 years	10 years	Since launch (19 May 2009)
WS Gresham House UK Micro Cap Fund	1.4%	12.3%	15.2%	-16.8%	26.9%	113.9%	446.8%
IA UK Smaller Companies	-0.9%	12.6%	18.7%	-18.6%	28.0%	90.5%	382.2%
Quartile	1	2	4	2	2	2	3

Discrete performance

Source: FE Analytics net of charges, as at 31 August 2024

Discrete annual returns	YTD 2024	2023	2022	2021	2020	2019
WS Gresham House UK Micro Cap Fund	12.3%	5.0%	-30.1%	25.4%	6.5%	20.4%
IA UK Smaller Companies	12.6%	0.5%	-25.2%	22.9%	6.5%	25.3%

Performance

In August 2024, the WS Gresham House UK Micro Cap Fund increased by 1.4%, outperforming the IA UK Smaller Companies sector, which saw a decrease of 0.9%. Positive contributions came from **Windward** (+31.7%) following interim results in-line with recently upgraded guidance, characterised by exceptional growth in recurring revenue as well as a narrowed EBITDA loss; **Costain Group** (+17.4%) after an announced contract win with Southern Water worth c.£500mn over seven years, alongside strong interim results which re-iterated mid-term margin guidance; and **Elixirr** (+11.5%) on no specific news flow. Conversely, the largest detractors were **Inspired Energy** (-15.6%), despite an interim trading update which reiterated full-year guidance, with higher cash conversion and debt levels within the expected range; and **Staffline** (-11.1%) following half-year results which indicated a lower expected profit contribution from its PeoplePlus business.

Capital at risk. Past performance is not a reliable indicator of future performance. Portfolio investments in smaller companies typically involve a higher degree of risk. Charts and graphs are provided for illustrative purposes only as there is no official benchmark for this fund.

Fund managers



Co-Manager
Ken Wotton

23 years' experience



Co-Manager
Brendan Gulston

12 years' experience

Fund information

Launch date 19 May 2009

Fund size £191.6m

Fund sector IA UK Smaller Companies

Number of holdings 40


Portfolio turnover rate 36%
(12-month period to 31 August 2024)

Fund price 211.71p C ACC (as at 31 August 2024)

Pricing 12:00 noon (GMT)

ISA eligible Yes

Ratings



© 2024 Morningstar, Inc. All rights reserved. The information contained herein: (1) is proprietary to Morningstar and/or its content providers; (2) may not be copied or distributed; and (3) is not warranted to be accurate, complete, or timely. Neither Morningstar nor its content providers are responsible for any damages or losses arising from any use of this information. Past performance is no guarantee of future results.

Platforms hosting the Fund

- Aegon
- AJ Bell
- Allfunds
- Aviva
- BNY Mellon
- Embark
- FNZ
- FundsNetwork
- Hubwise
- James Hay
- Pershing Nexus
- Nucleus
- M&G
- Platform Securities
- Parmenion
- Raymond James
- 7IM
- Aberdeen Wrap
- Transact
- Wealthtime
- Zurich

Fund statistics¹

Source: FE Analytics, based on three years to 31 August 2024. Volatility, Alpha, Beta, Sharpe and Info Ratio are benchmarked against the Fund's own sector average

Risk ratios month ending 31 August 2024	Volatility	Alpha	Beta	Sharpe	Information Ratio
WS Gresham House UK Micro Cap Fund	13.32	-1.66	0.76	-0.01	0.09
IA UK Smaller Companies	15.04	0.00	1.00	-0.02	0.00

Top 10 holdings

Holding	Description	NAV
Windward	Maritime artificial intelligence company	4.8%
Elixirr	Digital design and business regulation services	4.5%
Netcall	Communication equipment provider	4.4%
Fintel	Outsourced regulatory services provider	4.4%
Costain Group	Technology based construction and engineering company	4.4%
AdvancedAdvT	Acquisition opportunities in software sector	4.0%
Diaceutics	Pharmaceutical data analytics and services	3.9%
XPS Pensions Group	Actuarial consultancy	3.9%
Ricardo	Engineering and environmental consultancy	3.9%
Franchise Brands	A collection of market-leading franchise businesses	3.7%

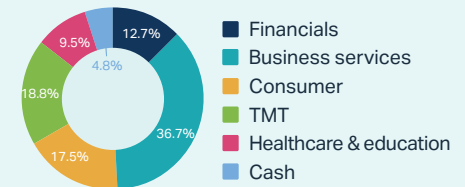
Portfolio activity

We made no new investments during the period, but we made a selective follow-on, into **MPAC Group**, a global designer and manufacturer of industrial process and packaging automation machinery, which the Manager believes has a strong market position within a structurally growing market, with a clearly defined organic and inorganic growth strategy. There was one full exit in the period – **Alpha Financial Markets Consulting** – following the completed takeover by UK private equity firm, Bridgepoint.

Primary share class information

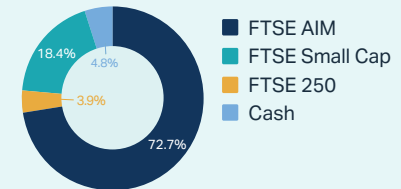
Type	A Class		C Institutional Class	
	Acc	Inc	Acc	Inc
Minimum investment	£100,000	£10,000	£10,000	£10,000
Minimum top up	£10,000	£1,000	£1,000	£1,000
Minimum regular savings plan	N/A	N/A	N/A	N/A
Initial charge (fully discounted)	Up to 5%	Up to 2.5%	Up to 2.5%	Up to 2.5%
Annual management charge	0.90%	0.90%	0.90%	0.90%
Ongoing Charges	0.98%	0.98%	0.98%	0.98%
ISIN code	GB00B55S9X98	GB00BV9FYS80	GB00BV9FYT97	
SEDOL code	B55S9X9	BV9FYS8	BV9FYT9	
MEX ID	SWBAAJ	CGAAOU	CGAAOV	

Sector allocation



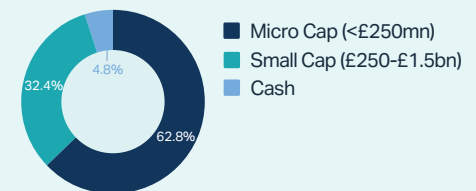
Source: Gresham House Asset Management Limited (portfolio at 31 August 2024)

Index weighting



Source: Gresham House Asset Management Limited (portfolio at 31 August 2024)

Market cap breakdown



Source: Gresham House Asset Management Limited (portfolio at 31 August 2024)

1. Fund statistics definitions

Volatility is a statistical measurement that, when applied to an investment fund, expresses its volatility, or risk. It shows how widely a range of returns varied from the fund's average return over a particular period.

Alpha is a measure of a fund's over-or-underperformance in comparison to the benchmark of the fund. Alpha represents the extra value the manager's activities have contributed, the greater the alpha, the greater the outperformance.

Beta is a statistical estimate of a fund's volatility in comparison to its benchmark. It depicts how sensitive the fund is to movements in the section of the market that comprises the benchmark.

Sharpe is the level of a fund's return over and above the return of a notional risk-free investment, such as cash or government bonds. The difference in returns is then divided by the fund's standard deviation (volatility). This is an indication of the amount of excess return generated per unit of risk. In general it is considered that the higher the Sharpe ratio, the better.

Information ratio is a risk-adjusted measure of actively managed fund performance. It assesses the degree to which a manager uses skill and knowledge to enhance the fund returns. The higher the information ratio, the better. It is generally considered that a figure of 0.5 reflects a good performance, 0.75 very good, and 1 outstanding.

Capital at risk. Past performance is not a reliable indicator of future performance. Portfolio investments in smaller companies typically involve a higher degree of risk. Charts and graphs are provided for illustrative purposes only as there is no official benchmark for this fund.

Get in touch



Chris Elliott

Managing Director, Wholesale

M: +44 (0) 78279 20066

E: c.elliott@greshamhouse.com



Andy Gibb

Sales Director

M: +44(0) 78490 88033

E: a.gibb@greshamhouse.com



Rees Whiteley

Sales Manager

M: +44(0) 75975 79438

E: r.whiteley@greshamhouse.com



Portfolio manager

Gresham House Asset Management Ltd (GHAM)

As the operating business of Gresham House, GHAM manages and advises funds and co-investments across a range of differentiated alternative investment strategies for third-party clients. Gresham House is a specialist asset manager and adviser with c.£8.8bn AUM.

Source: Gresham House as at 30 June 2024.

Key risks

- The value of the Fund and the income from it is not guaranteed and may fall as well as rise. As your capital is at risk you may get back less than you originally invested
- Past performance is not a reliable indicator of future performance
- Funds investing in smaller companies may carry a higher degree of risk than funds investing in larger companies. The shares of smaller companies may be less liquid than securities in larger companies


Important information

The information contained in this document (the Document) is being communicated in the United Kingdom for the purposes of section 21 of Financial Services and Markets Act 2000 and has been issued by Gresham House Asset Management Limited (GHAM or the Manager).

GHAM whose registered office is at 5 New Street, London, EC4A 3TW is a company authorised and regulated by the Financial Conduct Authority (FCA) (no. 682776). The information should not be construed as an invitation, offer or recommendation to buy or sell investments, shares, or securities or to form the basis of a contract to be relied on in any way. GHAM provides no guarantees, representations, or warranties regarding the accuracy of this information. No third-party liability is accepted by GHAM, its members and employees, or its affiliates and their directors, in respect of errors and omissions, other than under the duties and liabilities of the Financial Services and Markets Act 2000. Potential investors are advised to independently review and/or obtain independent professional advice and draw their own conclusions regarding the economic benefit and risks of investing in the securities and legal, regulatory, credit, tax, and accounting aspects in relation to their particular circumstances. The recipient should consult its tax, legal, and accounting or other advisers about the issues discussed herein and shall be solely responsible for evaluating the risks and merits involved in the content of this Document.

This Document is provided for the purpose of information only and before investing you should read the Prospectus and the Key Investor Information Document (KIID) as they contain important information regarding the Fund, including charges, tax and fund specific risk warnings and will form the basis of any investment. The Prospectus, KIID and application forms are available from Waystone Management (UK) Limited, the Authorised Corporate Director of the Fund (Tel. No. 0345 922 0044). Investors are reminded that past performance is not indicative of future results. Funds investing in smaller companies may carry a higher degree of risk than funds investing in larger companies. The shares of smaller companies may be less liquid than securities in larger companies. No person, especially those who do not have professional experience in matters relating to investments, must rely on the contents of this Document. If you are in any doubt as to the matters contained in this Document, you should seek independent advice where necessary. This Document has not been submitted to or approved by the securities regulatory authority of any state or jurisdiction. This Document is intended for distribution in the United Kingdom only. Any dissemination or unauthorised use of this Document outside the United Kingdom by any person or entity is strictly prohibited.

Please contact a member of the Gresham House team if you wish to discuss your investment or provide feedback on this presentation. Gresham House is committed to meeting the needs and expectations of all stakeholders and welcomes any suggestions to improve its service delivery.

 (0) 20 7382 0999

 info@greshamhouse.com

www.greshamhouse.com

Copyright © 2024 Gresham House



Gresham House
Specialist investment